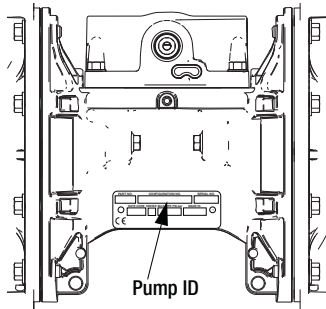


Husky 15120 Plastic Pumps Air-Operated Double Diaphragm

Husky 15120 Selector Tool

To order a Husky 15120, use the online selector tool at www.graco.com/pumpselectors or contact your distributor.



NOTE: Check the identification plate (ID) for the Configuration Number of your pump. Use the following matrix to define the components of your pump.



Example of Product Selector Tool on www.graco.com/pumpselectors.

Pump Configuration Options


Pump (1.5 inch ports, 120 gpm)	Center Section and Air Valve Material	For Use With	Fluid Covers and Manifolds
15120P Polypropylene	Polypropylene P01A	Standard Diaphragms	P1 Polypropylene, Center Flange, ANSI/DIN
15120F PVDF	Polypropylene P01G	Overmolded Diaphragms	P2 Polypropylene, End Flange, ANSI/DIN F2 PVDF, End Flange, ANSI/DIN

Seat Material		Ball Material		Diaphragm Material		Manifold/Seat Seal Material	
PP	Polypropylene	FK	FKM	FK	FKM Fluoroelastomer	PT	PTFE
PV	PVDF	PT	PTFE	PO	PTFE/EPDM Overmolded		
SP	Santoprene®	SP	Santoprene	PT	PTFE/Santoprene Two-Piece		
SS	316 Stainless Steel			SP	Santoprene		

Husky 15120 Plastic Pumps

Popular Models

Part Number	Air Section	Fluid Section	Porting	Seat	Ball	Diaphragm	Air Valve Replacement Kit	Seat Kit	Ball Kit	Diaphragm Kit
654504	Polypropylene	Polypropylene	Center	Polypropylene	PTFE	2-Piece PTFE	24B773	24W225	24W228	24W220
654505	Polypropylene	Polypropylene	Center	Polypropylene	PTFE	PTFE OM	24B773	24W225	24W228	24W217
654511	Polypropylene	Polypropylene	End	Polypropylene	PTFE	2-Piece PTFE	24B773	24W225	24W228	24W220
654512	Polypropylene	Polypropylene	End	Polypropylene	PTFE	PTFE OM	24B773	24W225	24W228	24W217
654500	Polypropylene	Polypropylene	Center	Polypropylene	Santoprene	Santoprene	24B773	24W225	24W229	24W218
654507	Polypropylene	Polypropylene	End	Polypropylene	Santoprene	Santoprene	24B773	24W225	24W229	24W218
654517	Polypropylene	Polypropylene	Center	SST	FKM	FKM	24B773	24W227	24W230	24W219
654518	Polypropylene	Polypropylene	Center	SST	PTFE	2-Piece PTFE	24B773	24W227	24W228	24W220
654519	Polypropylene	Polypropylene	Center	SST	PTFE	PTFE OM	24B773	24W227	24W228	24W217
654523	Polypropylene	Polypropylene	End	SST	FKM	FKM	24B773	24W227	24W230	24W219
654524	Polypropylene	Polypropylene	End	SST	PTFE	2-Piece PTFE	24B773	24W227	24W228	24W220
654525	Polypropylene	Polypropylene	End	SST	PTFE	PTFE OM	24B773	24W227	24W228	24W217
654526	Polypropylene	Polypropylene	Center	Santoprene	Santoprene	Santoprene	24B773	24W226	24W229	24W218
654528	Polypropylene	Polypropylene	End	Santoprene	Santoprene	Santoprene	24B773	24W226	24W229	24W218
654544	Polypropylene	PVDF	End	PVDF	FKM	FKM	24B773	24W223	24W230	24W219
654546	Polypropylene	PVDF	End	PVDF	PTFE	2-Piece PTFE	24B773	24W223	24W228	24W220
654547	Polypropylene	PVDF	End	PVDF	PTFE	PTFE OM	24B773	24W223	24W228	24W217



Technical Specifications

Husky 15120 Pumps	Polypropylene	PVDF
Maximum fluid working pressure	125 psi (8.6 bar, 0.86 MPa)	125 psi (8.6 bar, 0.86 MPa)
Maximum free flow delivery*	120 gpm (454 lpm)	120 gpm (454 lpm)
Maximum pump speed	190 cpm	190 cpm
Displacement per cycle**	0.63 gallon (2.4 liter)	0.63 gallon (2.4 liter)
Maximum suction lift (DB2366)	16 ft (4.9 m) dry	16 ft (4.9 m) dry
Maximum size pumpable solids	0.25 in (6.3 mm)	0.25 in (6.3 mm)
Maximum operating temperature***	150°F (65.5°C)	225°F (107°C)
Maximum diaphragm operating temperature***		
PTFE	150°F (65.5°C)	220°F (104.4°C)
PTFE overmolded diaphragm	150°F (65.5°C)	180°F (82.2°C)
Santoprene	150°F (65.5°C)	180°F (82.2°C)
Buna-N	150°F (65.5°C)	180°F (82.2°C)
TPE	150°F (65.5°C)	150°F (65.5°C)
Fluoroelastomer	150°F (65.5°C)	225°F (107°C)
Geolast	150°F (65.5°C)	150°F (65.5°C)
Typical sound power at 70 psi (4.9 bar, 0.49 MPa) air @ 50 cpm	90.9 dBa	90.9 dBa
Maximum air consumption	85 scfm (2.4 m ³ /min.)	85 scfm (2.4 m ³ /min.)
Air pressure operating range	20 to 125 psi (1.4 to 8.6 bar, 0.14 to 0.86 MPa)	20 to 125 psi (1.4 to 8.6 bar, 0.14 to 0.86 MPa)
Air inlet size	1/2 npt(f)	1/2 npt(f)
Fluid inlet & outlet size	1-1/2 npt(f) or bspt(f)	1-1/2 npt(f) or bspt(f)
Weight	57 lb (25.9 kg)	74 lb (33.5 kg)
Instruction manual	3A2888	3A2888

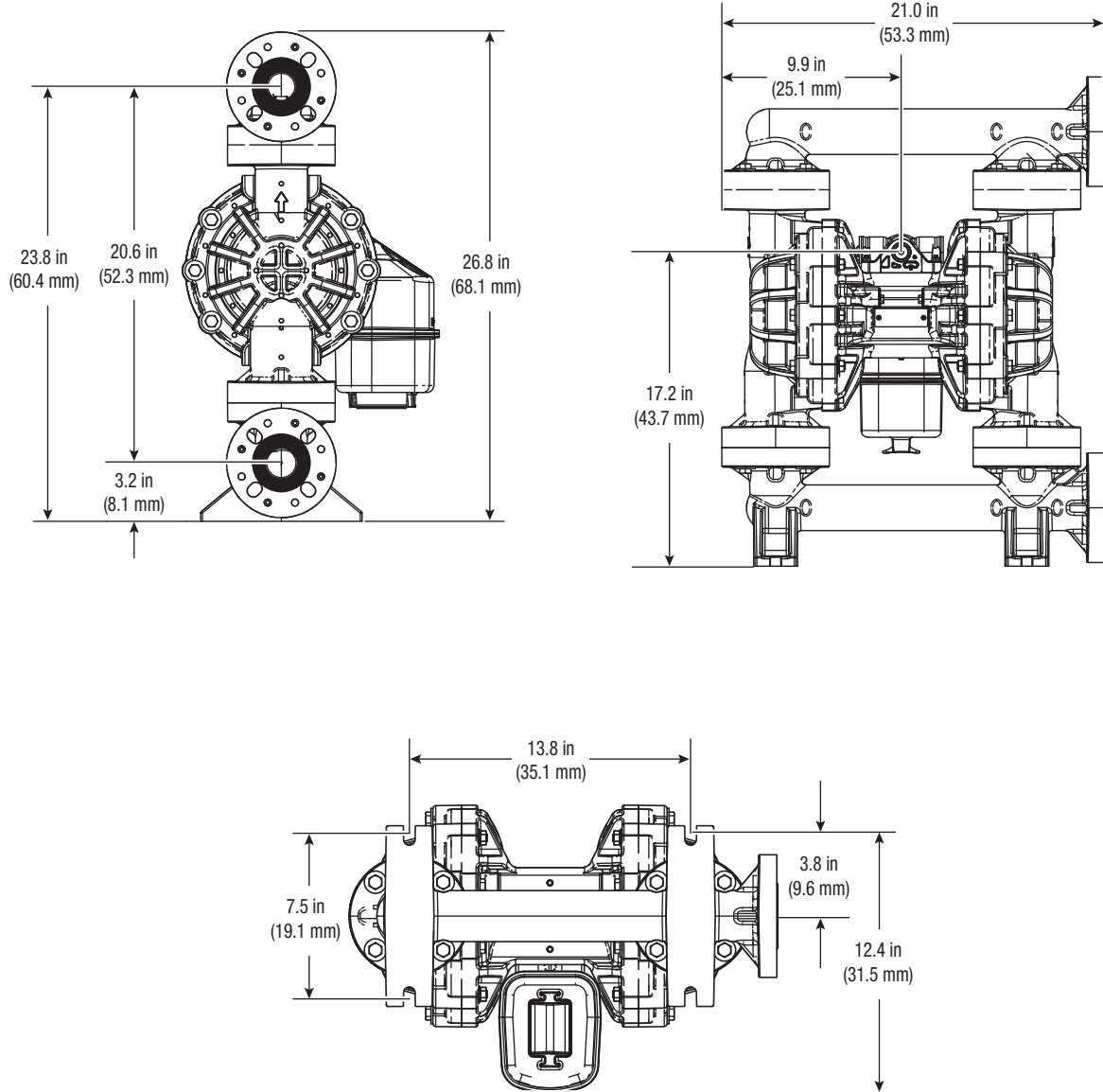
*Flow rates are with muffler and do not vary based on diaphragm material

**Displacement per cycle may vary based on suction condition, discharge head, air pressure and fluid type

*** Actual pump performance may be affected by prolonged usage at temperature

Husky 15120 Plastic Pumps

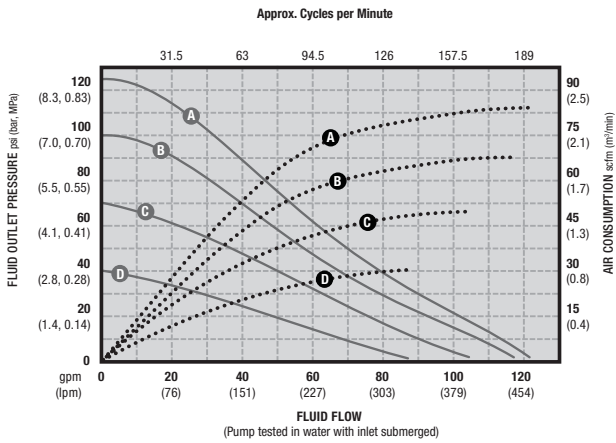
Dimensions



Husky 15120 Plastic Pumps

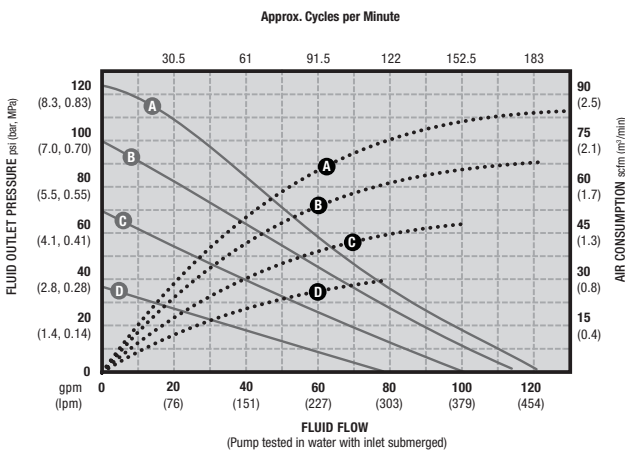
Performance Charts

1-Piece Bolt Through Design



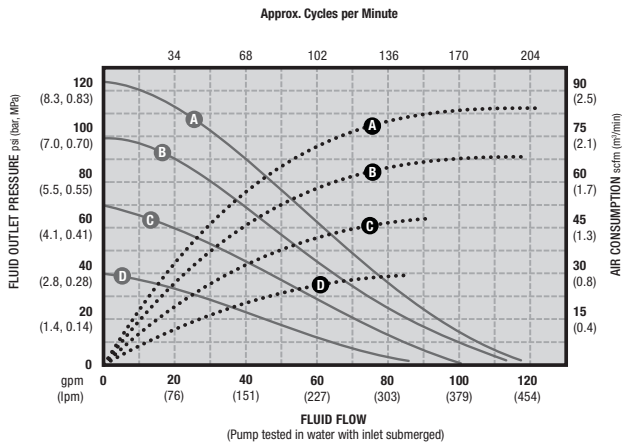
AIR PRESSURE	LEGEND
(A) = at 125 psi (8.3 bar, 0.83 MPa)	Air Consumption •••••
(B) = at 100 psi (7 bar, 0.7 MPa)	Fluid Pressure ———
(C) = at 70 psi (4.8 bar, 0.48 MPa)	
(D) = at 40 psi (2.8 bar, 0.28 MPa)	

2-Piece Bolt Through Design



AIR PRESSURE	LEGEND
(A) = at 125 psi (8.3 bar, 0.83 MPa)	Air Consumption •••••
(B) = at 100 psi (7 bar, 0.7 MPa)	Fluid Pressure ———
(C) = at 70 psi (4.8 bar, 0.48 MPa)	
(D) = at 40 psi (2.8 bar, 0.28 MPa)	

Overmolded Design



AIR PRESSURE	LEGEND
(A) = at 125 psi (8.3 bar, 0.83 MPa)	Air Consumption •••••
(B) = at 100 psi (7 bar, 0.7 MPa)	Fluid Pressure ———
(C) = at 70 psi (4.8 bar, 0.48 MPa)	
(D) = at 40 psi (2.8 bar, 0.28 MPa)	