



### Construction

Vertical close-coupled peripheral (regenerative) pumps with submerged turbine impeller, seal-less, reversible.  
 Port dimension to EN 12157.  
 Submerged depth 170 mm.

### Applications

For clean liquids without abrasives, without suspended solids, non-explosive, non-aggressive for the pump materials. For the reduced dimensions, these pumps are very well suited for use with temperature, controllers chillers, and air-conditioning machines and systems.

### Operating conditions

Liquid temperature: - with water up to 90 °C.  
 - oil up to 150 °C.  
 Max. kinematic viscosity: 20 mm<sup>2</sup>/s at 50 °C (2,9 °E).  
 Ambient temperature: up to 40 °C.  
 Max. depression 0,9 bar.  
 Continuous duty.

### Motor

2-pole induction motor, 50 Hz (n ≈ 2900 rpm).  
**B-VT**: three-phase 230/400 V ± 10% (220-240 / 380-415 V).  
 Insulation class F.  
 Protection IP 54.  
 Constructed in accordance with: EN 60034-1.

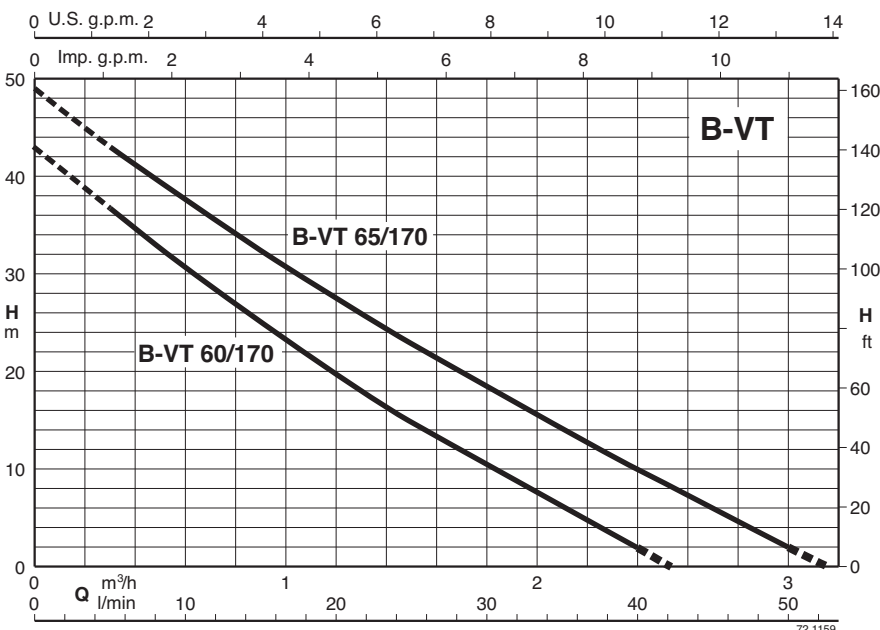
### Materials

Components	Materials
Pump casing	Bronze G-Cu Sn 10 EN 1982
Casing cover	Bronze G-Cu Sn 10 EN 1982
Impeller	Brass P- Cu Zn Pb 2 UNI 5705
Shaft	Chrome steel 1.4104 EN 10088 (AISI 430)
Bearing sleeve	Corrosion-resistant Cr-Mo steel
Bearing in the casing	Polymer
Screws	Cr-Ni steel 1.4301 EN 10088 (AISI 304)

### Special features on request

- Terminal box arrangement 2-3-4 in accordance with EN 12157.
- Oil temperature up to 180 °C.
- Other voltages.
- Frequency 60 Hz.
- Protection IP 55.

### Characteristic curves with water at 20 °C (ν = 1 mm<sup>2</sup>/s) n ≈ 2900 rpm



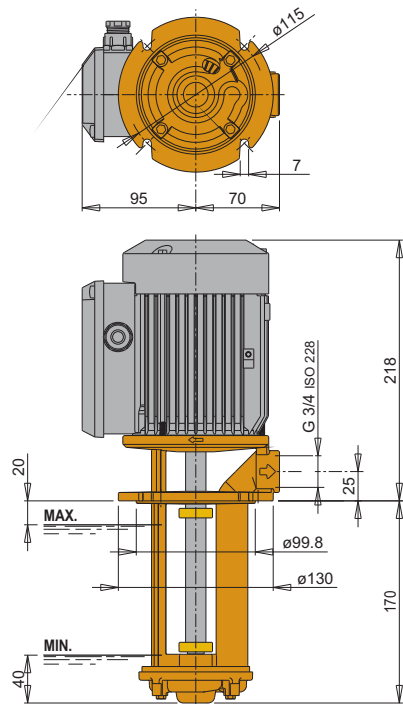
### Performance $n \approx 2900$ rpm

3~	230V 400V		P <sub>2</sub>		Q												
	A	A	kW	HP		m <sup>3</sup> /h	0	0,3	0,48	0,6	0,75	0,96	1,2	1,5	1,89	2,4	3
					l/min	0	5	8	10	12,5	16	20	25	31,5	40	50	
<b>B-VT 60/170</b>	1,9	1,1	0,33	0,45	<b>H</b>	43	37	33	30,5	27,5	23,5	19,5	15	8,5	2		
<b>B-VT 65/170</b>	2,8	1,6	0,45	0,6	m	48,5	42,5	39	37	34,5	31	27	23	17,5	10	2	

P<sub>2</sub> Rated motor power output.

H Pump outlet head

### Dimensions and weights

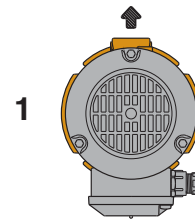


B-VT 60/170: kg 8,2  
B-VT 65/170: kg 8,4

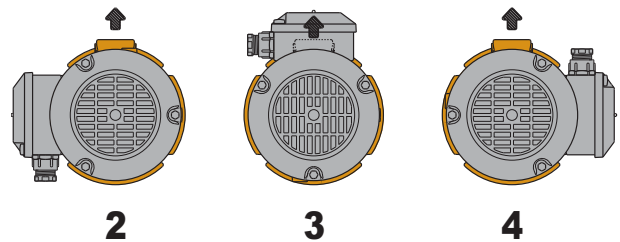
### Terminal box arrangement (view from motor side)

#### EN 12157

**1**  
Standard



**2, 3, 4**  
On request



### Features

#### Range

The high number of pumps in the range can meet the widest range of services required by the user.

#### Construction with no mechanical seal

The absence of a mechanical seal minimizes the need for maintenance of the pumps.

#### Float switch

The pumps can be fitted with a float switch, eliminating the need for level control systems.

