



Construction

Horizontal multi-stage, self-priming, close coupled pump.
 Single-piece barrel casing in chrome-nickel stainless steel, with front suction port above pumps axis and radial delivery at top.
 Stages in Noryl.

Applications

For water supply.
 For domestic use, for garden use and irrigation.

Operating conditions

Liquid temperature: 0 °C to +35 °C.
 Ambient temperature up to +40 °C.
 Suction lift up to 8 m.
 Maximum permissible pressure in the pump casing: 8 bar.
 Continuous duty.

Motor

2-pole induction motor, 50 Hz ($n \approx 2800$ rpm).
MXA: three-phase 230/400 V $\pm 10\%$.
MXAM: single-phase 230 V $\pm 10\%$, with thermal protector.
 Capacitor inside the terminal box.
 Insulation class F.
 Protection IP 54.
Classification scheme IE2 for three-phase motors from 0,75 kW.
 Constructed in accordance with: EN 60034-1; EN 60034-30.
 EN 60335-1, EN 60335-2-41.

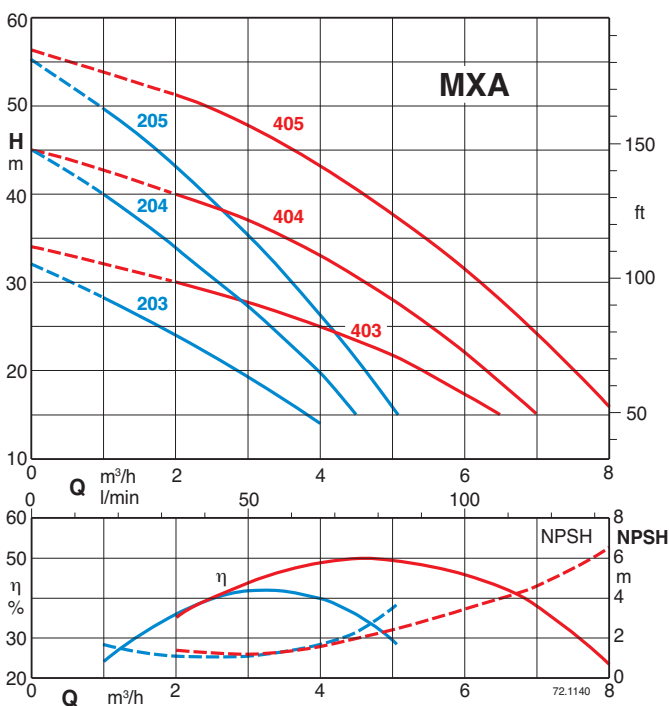
Materials

| Component | Material |
|-----------------|---|
| Pump casing | Cr-Ni steel 1.4301 EN 10088 (AISI 304) |
| Casing cover | Cr-Ni steel 1.4301 EN 10088 (AISI 304) |
| Pump Shaft | Chrome steel 1.4104 EN 10088 (AISI 430) Cr-Ni steel 1.4305 EN 10088 (AISI 303) for MXA 205,405 |
| Plug | Cr-Ni steel 1.4305 EN 10088 (AISI 303) |
| Suction casing | PPO-GF20 (Noryl) |
| Stage casing | PPO-GF20 (Noryl) |
| Impeller | PPO-GF20 (Noryl) |
| Mechanical seal | Carbon - Ceramic - NBR |

Special features on request

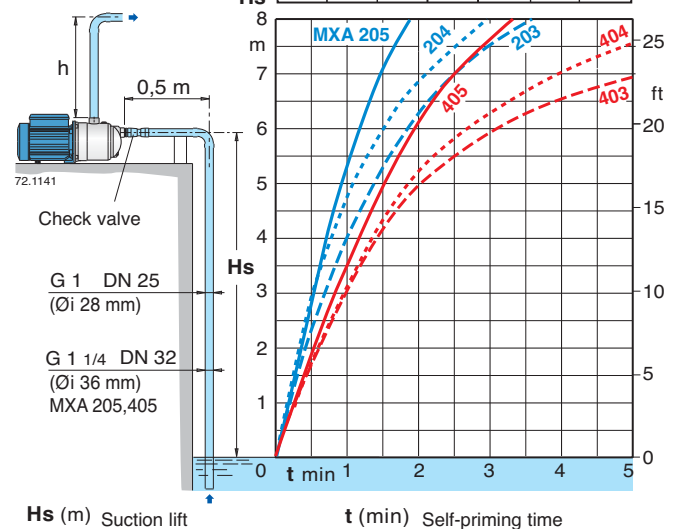
- Other voltages.
- Frequency 60 Hz (as per 60 Hz data sheet).

Characteristic curves $n \approx 2800$ rpm



Self-priming capability

H₂O, T = 20°C,
 Pa = 1000 hPa (mbar)
 50 Hz ($n \approx 2800$ 1/min)



Performance $n \approx 2800$ rpm

| 3 ~ | 230 V 400 V | | 1 ~ | 230 V P ₁ | | P ₂ | | Q | m ³ /h | | | | | | | | | | |
|-----------|-------------|-----|------------|----------------------|------|----------------|------|---|-------------------|----|----|------|------|------|------|---|--|--|--|
| | A | A | | A | kW | kW | HP | | l/min | 0 | 1 | 2 | 3 | 4 | 4,5 | 5 | | | |
| MXA 203 | 2,4 | 1,4 | MXAM 203 | 3 | 0,63 | 0,45 | 0,6 | H | 32 | 28 | 24 | 19 | 14 | | | | | | |
| MXA 204/A | 2,8 | 1,6 | MXAM 204/A | 4,2 | 0,8 | 0,55 | 0,75 | | 45 | 40 | 34 | 27 | 20 | 15 | | | | | |
| MXA 205/A | 3,5 | 2 | MXAM 205/A | 5,4 | 1 | 0,75 | 1 | | 55,5 | 50 | 43 | 35,5 | 26,5 | 21,5 | 15,5 | | | | |

| 3 ~ | 230 V 400 V | | 1 ~ | 230 V P ₁ | | P ₂ | | Q | m ³ /h | | | | | | | | | | |
|-----------|-------------|-----|------------|----------------------|-----|----------------|------|---|-------------------|----|------|----|------|------|----|------|------|---|--|
| | A | A | | A | kW | kW | HP | | l/min | 0 | 2 | 3 | 4 | 5 | 6 | 6,5 | 7 | 8 | |
| MXA 403/A | 2,8 | 1,6 | MXAM 403/A | 4,2 | 0,9 | 0,55 | 0,75 | H | 34 | 30 | 28 | 25 | 22 | 17 | 15 | | | | |
| MXA 404/A | 3,5 | 2 | MXAM 404/A | 5,4 | 1,2 | 0,75 | 1 | | 45 | 40 | 37 | 33 | 28 | 22 | 19 | 15 | | | |
| MXA 405/A | 4,5 | 2,6 | MXAM 405/A | 7 | 1,5 | 1,1 | 1,5 | | 56 | 51 | 47,5 | 43 | 37,5 | 31,5 | 28 | 24,5 | 15,5 | | |

P₁ Max. power input.

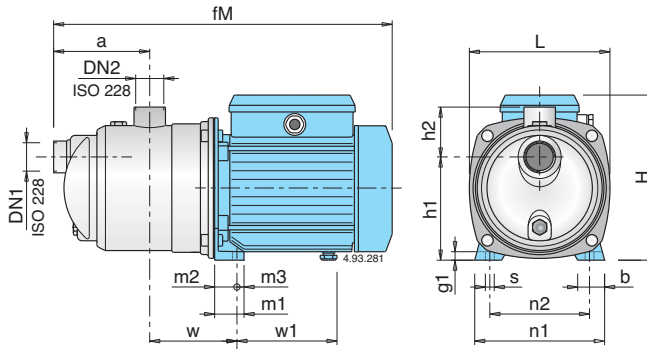
P₂ Rated motor power output.

Test results with clean cold water, without gas content.
+ 0,5 m security margin on NPSH-value is necessary.

Tolerances according to UNI EN ISO 9906:2012

For capacities over 4 m³/h use a suction pipe G 1 1/4 (DN 32).

Dimensions and weights



| TYPE | DN1 DN2 | | Dimensions | | | | | | | | | | | | | | | | Net weight | |
|------------------------|-----------|-----|------------|-----|-----|-----|----|-----|-------|------|----|-----|-----|-----|----|-----|-----|------|------------|------|
| | ISO 228 | | mm | | | | | | | | | | | | | | | | kg | |
| | fM | a | w | h1 | h2 | H | L | m1 | m2 | m3 | n1 | n2 | b | s | g1 | w1 | MXA | MXAM | | |
| MXA 203 - MXAM 203 | G 1 | G 1 | 362 | 115 | 95 | 116 | 61 | 176 | 161 | 33 | 25 | 8 | 146 | 112 | 30 | 9 | 10 | 102 | 6,6 | 6,7 |
| MXA 204/A - MXAM 204/A | | | 391 | 115 | 95 | 116 | 61 | 192 | 161 | 33 | 25 | 8 | 146 | 112 | 30 | 9 | 10 | 112 | 8,7 | 9,6 |
| MXA 205/A - MXAM 205/A | | | 462 | 140 | 113 | 152 | 68 | 225 | 213,5 | 37,5 | 28 | 9,5 | 185 | 155 | 33 | 9,5 | 11 | 147 | 12,5 | 13,8 |
| MXA 403/A - MXAM 403/A | G 1 1/4 | G 1 | 391 | 115 | 95 | 116 | 61 | 192 | 161 | 33 | 25 | 8 | 146 | 112 | 30 | 9 | 10 | 112 | 8,6 | 9,5 |
| MXA 404/A - MXAM 404/A | | | 391 | 115 | 95 | 116 | 61 | 192 | 161 | 33 | 25 | 8 | 146 | 112 | 30 | 9 | 10 | 112 | 9,5 | 10,5 |
| MXA 405/A - MXAM 405/A | | | 462 | 140 | 113 | 152 | 68 | 225 | 213,5 | 37,5 | 28 | 9,5 | 185 | 155 | 33 | 9,5 | 11 | 147 | 14,5 | 14,5 |

Features

Extra safety

against running dry, with the suction port above pump axis and with the self-priming construction.

Robust

Single-piece barrel casing.

Compact

Single-piece lantern bracket and base.

Low noise

with the water-filled shroud around the stages.

